
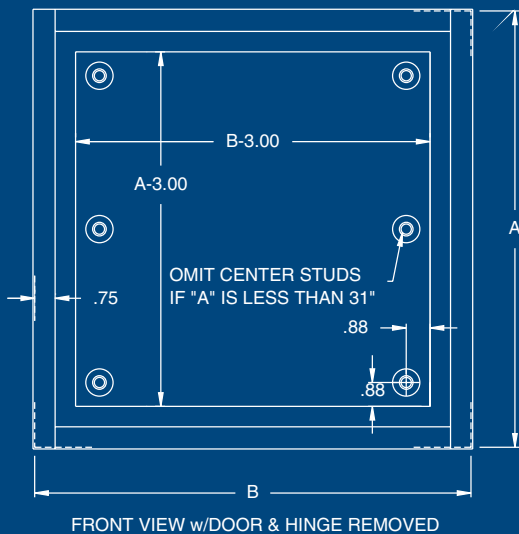
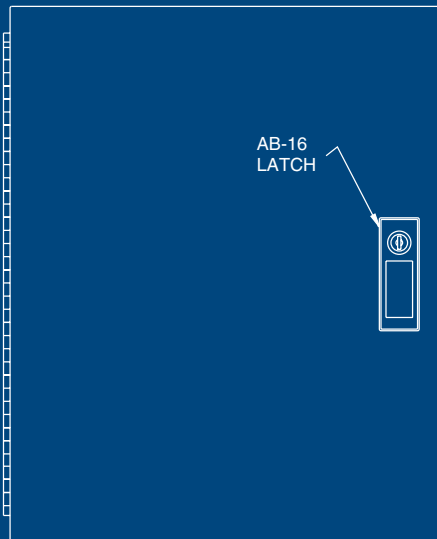


TYPE 1 LARGE NEMA 1 O.E.M. CABINET

Austin Large O.E.M. enclosures are Underwriters Laboratories Listed and designed for housing electrical and electronic controls.



Construction:

- Fabricated in accordance with UL specifications from code gauge steel.
- Removable mounting panel.
- Continuous hinge.
- Enclosures have an AB-16 flush latch except as noted.

Finish:

Austin Large O.E.M. enclosures are provided standard with an ANSI 61 gray polyester powder coating. Panels are painted white.

Options:

- Special materials.
- Special finishes.
- Custom box size or construction.

**INDUSTRY
STANDARDS**

UL 50 Type 1
NEMA Type 1
CUL Type 1

Austin Electrical Enclosures
Post Office Box 2320
Yadkinville, NC 27055

Phone: 336.468.2851
800.288.2851

LARGE O.E.M. CABINET ENCLOSURES WITH PANELS

Catalog Number	Enclosure Size (AxBxC)	Weight
AB-16126LM	16x12x6 5/8	21
AB-16166LM	16x16x6 5/8	27
AB-20166LM	20x16x6 5/8	31
AB-24166LM	24x16x6 5/8	36
AB-20206LM	20x20x6 5/8	37
AB-24206LM	24x20x6 5/8	43
AB-24246LM	24x24x6 5/8	56
AB-30246LM	30x24x6 5/8	67
AB-36246LM	36x24x6 5/8	78
AB-36306LM*	36x30x6 5/8	95
AB-16128LM	16x12x8 5/8	23
AB-20168LM	20x16x8 5/8	35
AB-20208LM	20x20x8 5/8	40
AB-24208LM	24x20x8 5/8	48
AB-24248LM	24x24x8 5/8	58
AB-30248LM	30x24x8 5/8	74
AB-36248LM	36x24x8 5/8	81
AB-36308LM*	36x30x8 5/8	104
AB-242010LM	24x20x10 5/8	53
AB-302410LM	30x24x10 5/8	81
AB-363010LM*	36x30x10 5/8	114
AB-242412LM	24x24x12 5/8	69
AB-363012LM*	36x30x12 5/8	123

***NOTE:**
If "A" and "B" are 36 x 30, an AB-10 tee handle is standard

